

POULTRY MEAT

Slaughter (thous heads)

62.314 306.418 ▲ 0,1 %
 May 2024 Jan-May 2024 Interanual Variation
 Jan-May 2024 vs 2023

Production (thous tn)

196 941 ▲ 1,0 %
 May 2024 Jan-May 2024 Interanual Variation
 Jan-May 2024 vs 2023

Per Cápita Consumption– Moving average (kg/cap/year)

45,52 ▼ -1,0 %
 May 2024 Interanual Variation
 Jan-May 2024 vs 2023

Exports (thous tn)

10,58 76,34 ▲ 18,0 %
 May 2024 Jan-May 2024 Interanual Variation
 Jan-May 2024 vs 2023

Exports (thous U\$ FOB)

13.006 87.725 ▼ -0,4 %
 May 2024 Jan-May 2024 Interanual Variation
 Jan-May 2024 vs 2023

Imports (thous tn)

0,60 2,01 ▼ -32,1 %
 May 2024 Jan-May 2024 Interanual Variation
 Jan-May 2024 vs 2023

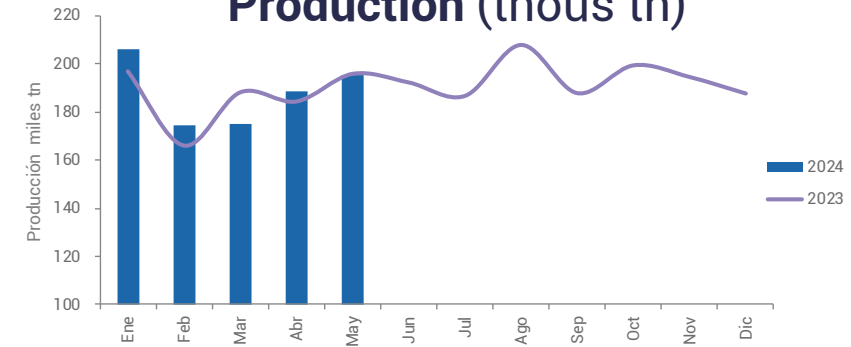
Imports (thous U\$ CIF)

874 2.957 ▼ -63,1 %
 May 2024 Jan-May 2024 Interanual Variation
 Jan-May 2024 vs 2023

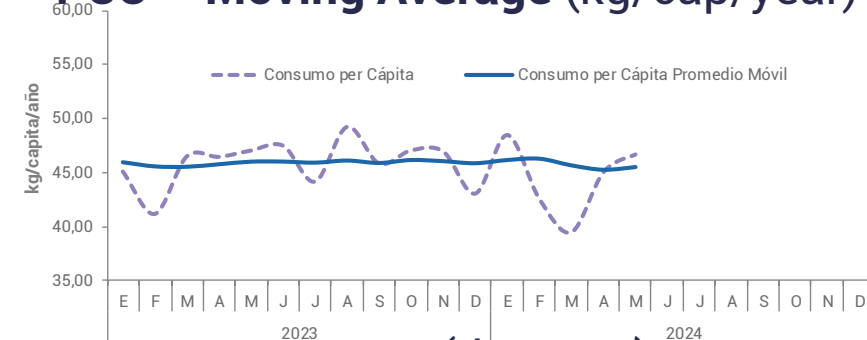
MAY

2024

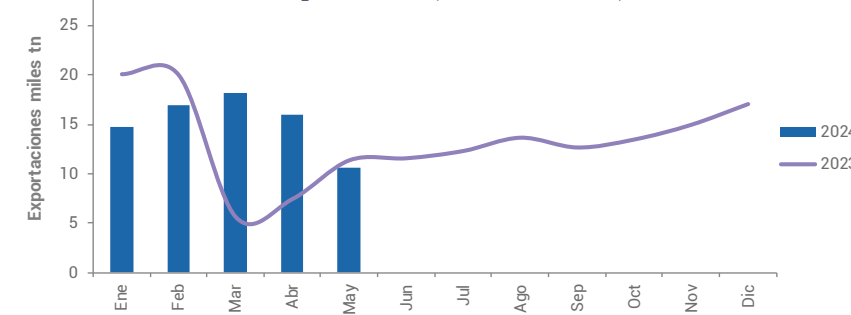
Production (thous tn)



PCC – Moving Average (kg/cap/year)



Exports (thous tn)



[CALCULATION METHODOLOGY](#)

Source: prepared based on data from SENASA, INDEC y SSPaF
 Preliminary data

